

CUSTOMER REFERENCE

MOHAWK DURACOLOR® 38 oz Textured Loop NXT

Sample description as provided by customer

Mass/unit area **38 oz/yd²**

Construction Details **Tufted** Secondary Backing **TILE Ecoflex NXT Backing**

Style **Textured Loop**

The Samples Tested Were Modular Carpet Eco) Backing

Order No. **MW**

Pile Fibre Content **100% NYLON**

Colour **Grey**

Pile Height mm

TEST METHOD AS/ISO 9239.1 2003 Reaction To Fire Tests For Floorings Part 1 Determination of the Burning Behaviour Using a Radiant Heat Source. As required by specification C1.10 of the Building Code of Australia.

The test values relate to the behaviour of the test specimens of a product under the particular conditions of the test, they are not intended to be the sole criterion for assessing the potential fire hazard of the product. Clause 9 of AS/ISO 9239 Part 1.

Conditioning as specified in BS EN 13238.2001

Sample submitted Date **Jan 2016**

Test Date **03 Feb 2016**

ASSEMBLY SYSTEM: DIRECT STICK (Details Below).

The floor covering was directly stuck to the substrate using **WATER BASED SURFACE CONTACT** adhesive.

Substrate: **Non-Combustible**

Substrate - **6mm Fibre Reinforced Cement Board to simulate a Non-Combustible Flooring.**

The Holding Torque on Specimen Frame was 2Nm.

Initial Test Specimen 1 Length Direction Critical Radiant Flux **8.6 kW/m²**
 Specimen 1 Width Direction Critical Radiant Flux **7.4 kW/m²**
 Full tests carried out in the **Width** Direction


SPECIMEN	Width #1	Width #2	Width #3	Mean
Critical Radiant Flux (kW/m ²)	7.4	8.6	8.8	8.3
Smoke Development Rate (%.min)	147	127	129	134

The values quoted below are as required by Specification C1.10 Fire Hazard Properties (Floors) of the Building Code of Australia. The Critical Radiant Flux quoted is the value at Flame-Out/Extinguishment (BCA General Provisions A1.1).

MEAN CRITICAL RADIANT FLUX 8.3 kW/m²

MEAN SMOKE DEVELOPMENT RATE 134 percent-minutes


OBSERVATIONS: **The samples shrunk away from the heat source, ignited and burnt a short distance.**



M. B. Webb
 Technical Manager

DATE: 03 Feb 2016

Performance & Approvals
 Testing No. 15393
 Accredited for compliance with ISO/IEC 17025.



PAGE 1 of 2

Clause 9 of AS/ISO 9239 Part 1


The values on Page 2 have no relevance to the Code.

1004 04 09


TIME FOR EACH SPECIMEN TO REACH EACH MARKER IN SECONDS

Specimen	50	60	110	160	210	260	310	360	410	460	510	560	610	660	710	760	810	860
1	339	341	387	427	640	753	/											
2	247	248	322	402	507	/												
3	195	196	266	412	486	/												

TESTS	BURNING CHARACTERISTICS		SMOKE PRODUCTION		
	Specimen	Burn Length (mm) at Flame Out/ Extinguishment	Time To Burn Out (s)	Maximum Light Attenuation (%)	Smoke Development Rate (%.min)
Initial Test: Length		230	1,133	33	137
Specimen Tests: Width					
1		280	1,100	31	147
2		230	970	28	127
3		220	870	28	129
Mean		243	980	29	134



ACCREDITED FOR
**TECHNICAL
COMPETENCE**



M. B. Webb
Technical Manager

DATE: 03 Feb 2016

Performance and Approvals
Testing No. 15393
Accredited for compliance
with ISO/IEC 17025.

The laboratory does not allow the use of this page of the report without the use of page 1.
 This page alone has no validity under Clause 9 of AS/ISO 9239 Part 1
 2004 04 09 6168 3 February 2016